



ENERGY

BILLET ALUMINUM SBF ENGINE BLOCK

Energy Manufacturing billet blocks begin life as a 490 pound block of high grade forged 6061 aluminum. Featuring rolled thread tapped holes for extra strength and high strength cylinder liners, careful attention is given to fit and finish of the overall block. Each semi-finished block is thoroughly heat treated to T6 Standards.

BUILD DATA

- 55 mm Babbitt to 60 mm Roller Cam Bore Options
- Standard or Custom Bushed Lifters
- Quality of Machine Work, Radius Fillets for Strength, Machined in Chamfer
- True Priority Main Oiling
- Improved Lifter Galley Cross Over Oiling with Restrictor Provision
- No Weldments
- High Strength Bearing Bronze Cam Thrust Retention
- Standard or Raised Camshaft Positions
- 9/16" Main Studs
- 1/2" Head Stud Provisions
- 7075 Aluminum or 4140 Steel Main Caps




BUILT FOR THE BUILDER

energymanufacturing.com


Made in the USA | Copyright © 2019

ENERGY

FIT & FINISH



Standard or raised 55mm babbitt to 60mm roller cam options, bronze material cam thrust plate included.



Lifter valley oil galley cross overs with restrictor provisions.



7075 aluminum main caps with 9/16" center studs and 1/2" splayed outer studs.

INTAKE MANIFOLDS

CNC machined flanges, runners, and lids mated to billet plenums combine for performance while and the look of extreme quality that you expect. Air inlet area, angle, runner length, taper, and plenum size are optimized to provide maximum performance. Carbureted or fuel injected, naturally aspirated or forced induction, Energy manifolds can be matched to your Energy cylinder heads giving you even more performance.

- All Billet Aluminum Construction
- EFI and Carbureted Versions Available
- Available for all ENERGY Cylinder Heads
- Forward Entry EFI with Correct Air Entry Angle, Taper and Volume for Application
- Single or Dual Carb / Throttle Body Tunnel Ram Versions
- Fuel Rails Included with EFI Manifolds W-1.18", H-2.04", CH-5.98", CA-0"

SBF 10.5° CYLINDER HEADS

The Energy SBF 10.5° cylinder heads are machined from ultra-strong billet 6061T6 aluminum. They are engineered to reliably perform in N/A, N₂O, Turbo and Supercharged applications. Perfect for Heads Up, Outlaw, Shoot Out, X275, Grudge and other forms of competition.

- Chamber Volume = 43cc
- Intake Valve Size = 2.275"
- Exhaust Valve Size = 1.625"
- Alloy Valve Seats Finished with 50° Valve Job
- 10.5° Intake Valve Angle, Canted 2.5°
- 3° Exhaust Valve Angle, Canted 5°
- Intake Runner Volume = 330cc
- Standard SBF Head Bolt Pattern with Provision for 18 Head Bolt Configuration
- O-Ringed Intake Flanges
- Machined for Optional Head Saver Washer Inserts 11/32
Bronze Intake and Steel Exhaust Guides for Strength in High Heat / Boosted Applications



ENERGY MANUFACTURING, LTD.

1830 Old Oak Harbor Road | Fremont, Ohio 43420 | (419) 355-9304
energymanufacturing.com